

Report date: 30 April 2024

Fund: Pareto Aksje Norge

Inception date: 6 September 2001

AUM: NOK 12.9 billion

Benchmark: Oslo Børs Mutual Fund Index

UCITS KIID risk score from 1 (low) to 7 (high): 6

Category: equity fund

Legal structure: UCITS

Domicile: Norway

Dealing days: all Norwegian business days

Unit class B

NAV as at 30 Apr 2024: 3 632.55

NAV currency: NOK

Launch date: 31 December 2005

Minimum investment: NOK 500

ISIN: NO0010297898

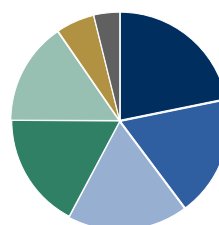

Bloomberg ticker: PRVERDI NO

Norwegian equity fund focused on sectors where Norwegian companies have global competitive advantages

Investment criteria:

- Sound balance sheets
- Strong historical returns on equity
- Reasonable pricing

Top ten holdings and sector allocation



Financials	22%
Energy	18%
Industrials	18%
Consumer staples	17%
Materials	15%
Cash	6%
Consumer discretionary	4%

Key figures since inception*

	Fund	Index
Accumulated returns	938 %	639 %
Annualised returns	10.9 %	9.2 %

Risk figures since inception*

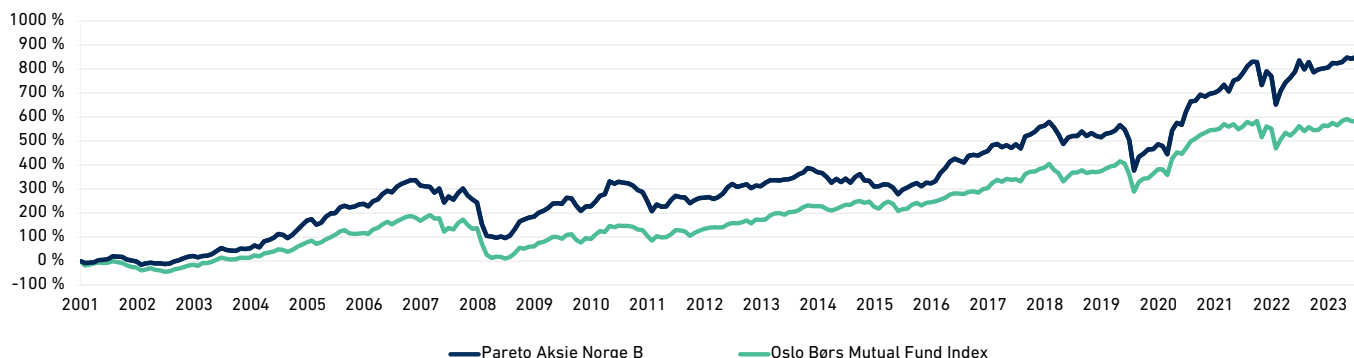
	Fund	Index
Standard deviation (annualised)	18.8%	20.3%
Tracking error (annualised)	8.6%	n.a.
Information ratio	0.1	n.a.
Sharpe ratio (SOL1X)**	0.5	0.43
Beta	0.8	n.a.

**ST1X was used until 29.01.21

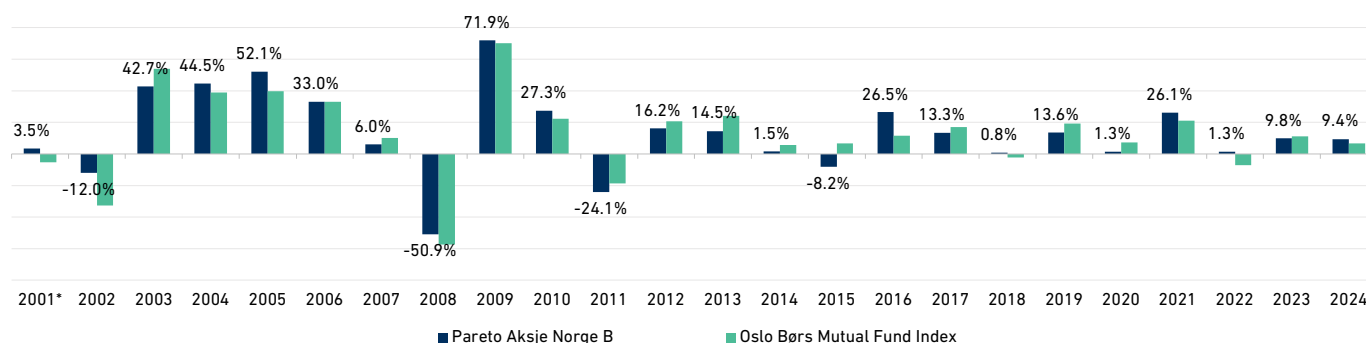
Performance by periods

	Fund	Index
Last month	4.3%	3.3%
Year to date	9.4%	6.6%
Last 12 months	11.7%	12.1%
Three years (annualised)	10.5%	6.5%
Five years (annualised)	10.1%	9.0%
Ten years (annualised)	8.5%	9.0%
Since inception* (annualised)	10.9%	9.2%

Performance history*



Annual returns*



The Fund is exposed to the following materially risks: liquidity risk, operational risk and sustainability risk. Please refer to the Fund's prospectus for further information about the fund's risk exposure. The Fund promotes environmental and/or social characteristics within the meaning of Article 8 of SFDR. The decision to invest in the Fund should take into account all the characteristics or objectives of the Fund as described in its prospectus. Further information about the sustainability-related aspects of the Fund is available in the SFDR pre-contractual disclosures in the Fund's prospectus and the SFDR website disclosure available on <https://paretoam.com/en/our-funds/>.

*Reporting start date: 06.09.2001. Simulated returns from 06.09.2001–31.12.2005 are based on historical returns for unit class I, adjusted for management fees for unit class B. Returns from 31.12.2005–10.07.2015 are achieved in Pareto Verdi. The fund continues as unit class B in Pareto Aksje Norge. Simulated returns and risk figures are provided for illustrative purposes only. All figures are based on internationally recognised standards for publishing performance data. Historical returns are no guarantee for future returns. Future returns will depend, inter alia, on, market developments, the portfolio manager's skill, the fund's risk profile, as well as fees for subscription, management and redemption. Returns may become negative as a result of negative price developments. The performance data do not take account of the fees incurred on subscription and redemption of units/shares.

By Besim Zekiri and Eirik Osberg Andresen

The favourable trend continued in April. The portfolio ended up another four plus per cent, this time also well ahead of the market. The upturn was broad-based, and we registered positive return contributions from most of our companies that have reported figures for the first quarter.

These reports showed that our financial companies have started the year well. Perhaps most pleasing of all was to see a positive surprise from **Storebrand**, with the savings and insurance segment in particular helping to deliver a return on equity above their target level of 14 per cent. The savings segment is in a good position to take part in the market growth in savings in Norway and the Nordic region, and total assets saw double-digit year-on-year growth in the first quarter.

Furthermore, Storebrand is solid, with a solvency ratio of 191 per cent, and the company has clear ambitions to distribute excess capital to shareholders. They have therefore continued a share buyback programme of NOK 1.1 billion and maintain the plan to buy back shares worth NOK 12 billion by 2030, in addition to steadily increasing dividends. Otherwise, the opening of the public pension market, totalling NOK 800 billion, is very exciting and could be a potential carrot.

Of our banks, **Sparebanken Møre**, **Sparebank 1 SR-Bank** and **Sparebanken Vest** have reported figures for the first quarter. Although all of them delivered a return on equity above their respective target levels, it is the latter in particular that really impresses. Sparebanken Vest delivers both fantastic profitability and solid growth, and a return on equity of 21.6 per cent is certainly acceptable, even if it is somewhat inflated by an artificially low tax rate. Their cost focus is impressive, and the bank actually manages to reduce costs (!) from the same quarter last year. This gives a cost/income ratio as low as 26 per cent.

While pricing discipline and a cost focus seem to guide their operations, the bank is experiencing strong growth in both loans and deposits. The Bulder concept bank in particular is taking large market shares and has now passed NOK 52 billion in loans. The concept bank's share of deposits is also increasing, and there is currently a positive profit contribution from the unit. We will probably have to wait a little longer before it increases profitability in the group, but the current development is promising.

All our materials companies have also reported figures for the quarter, but these have been a little more mixed. While **Norsk Hydro** and **Borregaard** delivered solid reports, **Elkem** and **Yara** performed slightly below expectations. Elkem is still struggling with overcapacity of silicones in China, which is slowing down the recovery, and for Yara it was weak price realisation that pulled down, while volumes actually surprised on the upside. Looking beyond today's challenging market, Yara sees healthy demand growth and limited supply increases. This will support a tighter market balance.

Common to all are small market improvements, reduced destocking and a healthier market balance. Volatile energy prices, geopolitical uncertainty and high costs of capital will put pressure on new projects and capacity expansions.

The portfolio can be purchased at 8.6 times expected 2024 earnings and 8.1 times expected 2025 earnings. This pricing indicates an earnings yield of 11.6 and 12.4 per cent, respectively. Set against a ten-year government interest rate of 3.8 per cent, this means that the portfolio can be purchased with a significant margin of safety.

Pareto Asset Management seeks to the best of its ability to ensure that all information given in this report is correct, however, makes reservations regarding possible errors and omissions. Statements in the report may reflect the portfolio managers' viewpoint at a given time, and this viewpoint may be changed without notice. The distribution of this information may be restricted by law in certain jurisdictions and this information is not intended for distribution to any person or entity in such jurisdiction. The report should not be perceived as an offer or recommendation to buy or sell financial instruments. This is not a contractually binding document. Please refer to the prospectus of the UCITS and to the KID/KIID for more information on general terms, risks and fees. Investors should only invest in the Fund once they have reviewed the prospectus and KID/KIID. The most recent versions of the prospectus, KIID, annual and semi-annual report are available free of charge in English and Norwegian from Pareto Asset Management, Dronning Mauds gate 3, Oslo, Norway or www.paretoam.com. Depending on the specific fund and share class, the relevant KID is available in Swedish and Icelandic on <https://paretoam.com/>. Pareto Asset Management does not assume responsibility for direct or indirect loss or expenses incurred through use or understanding of the report. Other information is available at paretoam.com/en/important-documents. Pareto Asset Management AS may terminate arrangements for marketing under the denotification process in the new Cross-Border Distribution Directive Directive EU 2019/1160. A summary of investor rights in connection with your investment in Pareto Asset Management's funds is available on the website and can be accessed through this link: <https://paretoam.com/globalassets/rapporter-og-dokumenter/information/investor-rights.pdf>